

I. Steps to be followed for FedNet registration, for accounts with 'Single' (SG) mode of operation:

Customers with accounts having 'Single' (SG) mode of operation can follow the below steps for FedNet Registration.

1. Click on "New User" and you will be redirected to a registration page where you should select "Click here to Register Online".
2. Once this is done, please enter your Account number and click on 'Continue'.

FedNet Online Registration

Online Registration

Enter your 14 digit Account Number:*

[Please click here to know more](#)

[Continue](#)

- The account number is mentioned in the welcome letter and cheque book.

[▶ How to register for Internet Banking through the online channel? \(For Joint or E/S or F/S accounts\)](#)

[▶ How to register for Internet Banking through the online channel? \(For Single & E/S accounts\)](#)

3. An OTP will be sent to your mobile number registered with the Bank and the same will have to be entered in the field provided. Then click the 'Validate OTP' button.

OTP Validation

One Time Password (OTP) has been sent to your mobile number registered with the Bank.

Enter OTP :*

[Validate OTP](#) [Resend OTP](#) [Back](#)

4. Enter a FedNet user ID of your choice. While doing this, please follow the guidelines provided on the page.

User ID Preference

Enter a User ID of your choice *

- User ID can be Alpha numeric
- The User ID should contain a minimum of 4 characters and a maximum of 30 characters
- If the User ID is already taken, please try a different User ID
- Remember this User ID for logging into FedNet hereafter

5. Enter the login password and re-type the same. Then click 'Submit.' You have now created a User ID and Password and are registered for FedNet.

User ID Preference

Password Policy Guidelines

Please keep these in mind while changing your password

1. The password cannot consist of all the characters are as in your Username. For e.g. If your Username is "Bob", then your password cannot be "Bobby".
2. Only letters and digits are not allowed. Atleast one of these should be a special character. Usually, the character you get when you type in while keeping the "SHIFT" button pressed along with a number. For e.g. " # (SHIFT 3)".
3. Spaces are not allowed in the password.
4. The Password should contain a minimum of 8 characters and a maximum of 16 characters
5. Your new password cannot be the same as any of your previous 3 password(s).
6. The Password should contain atleast 4 distinct characters.

User ID : testsingle1

Enter Login Password *

Retype The Password *

II. Steps to be followed for FedNet registration, for accounts with joint mode of operation: 'Either or Survivor' (E or S)

Customers holding accounts with the 'Either or Survivor' (E/S) modes of operation must follow the below steps for FedNet Registration.

1. Click on "New User" and you will be redirected to a registration page where you may select "Click here to Register Online".
2. Once this is done, please enter your Account number and click on 'Continue'.

FedNet Online Registration

Online Registration

Enter your 14 digit Account Number:*

Please click here to know more

Continue

- The account number is mentioned in the welcome letter and cheque book.

[▶ How to register for Internet Banking through the online channel? \(For Joint or E/S or F/S accounts\)](#)

[▶ How to register for Internet Banking through the online channel? \(For Single & E/S accounts\)](#)

3. Then enter your Mobile number and the Verification Code displayed on the screen and validate.


FedNet Online Registration

FedNet Online Registration

Registration Mandate Collection Complete the registration

Enter your registered Mobile Number (with Country Code):*

Verification Code:*

 47244 

Back Validate

- Keep your Active Debit card, Debit card PIN and Mobile handy before you proceed.

- If the mobile number entered matches your mobile number registered with the Bank then an OTP will be sent to your mobile and the same will have to be entered in the field provided. Then click the 'Validate OTP' button.

OTP Validation

One Time Password (OTP) is sent to your mobile number that is registered in your account.

Enter OTP :*

Validate OTP Resend OTP

- On your entering the correct OTP the following message will be displayed. Now enter the second account-holder's mobile number and after that, the Verification Code provided.

FedNet Online Registration

Registration Mandate Collection Complete the registration

Request ID:*

Mandate Activation Code*

Verification Code:*

47977

Back Validate

- Keep your Active Debit card, Debit card PIN and Mobile handy before you proceed.

- An OTP will then be sent to second account holder's mobile number, which the user has to enter. Tick mark acceptance of the 'terms and conditions' and then click the 'Validate OTP' button. By doing so, the second account-holder authorizes the first account-holder to avail FedNet service for the jointly held account/s mentioned in the application form.

OTP Validation

One Time Password (OTP) is sent to your mobile number that is registered in your account.

Enter OTP :*

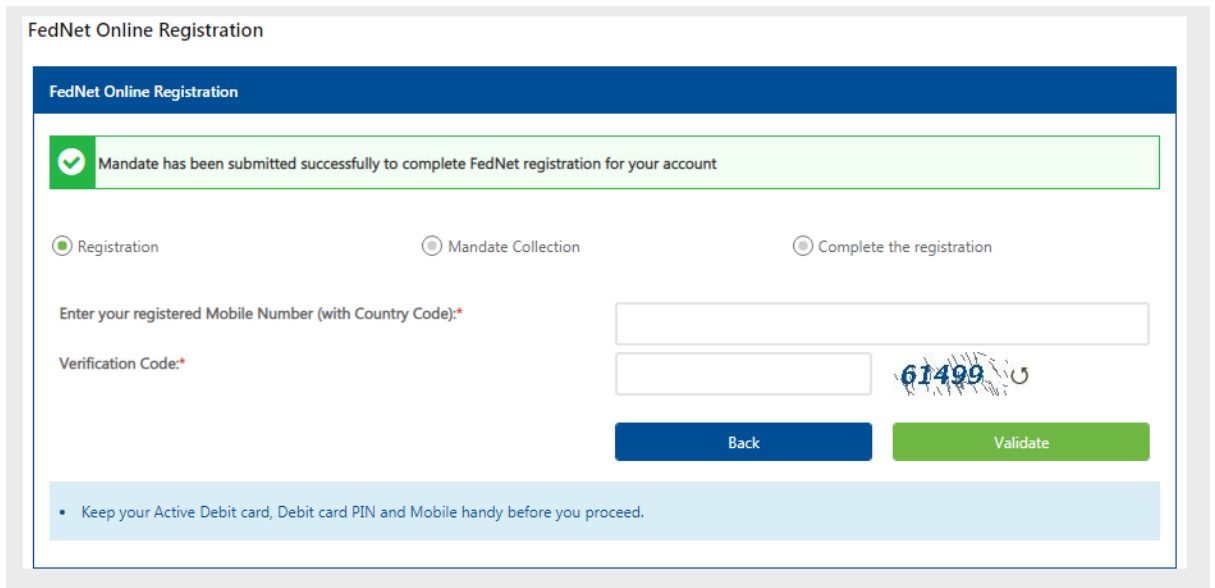
Mandate

I authorise ARIKMERI SANJEEV DEVID to avail of the FedNet service in respect of the account linked to his/her Customer-ID mentioned in this application form. I undertake to ratify and confirm all and whatever the User does or causes to do through FedNet-Internet Banking Service. This authority shall continue to be in force until any one of us revokes it by a notice in writing delivered to you.

I accept the Terms and Conditions

Validate OTP Resend OTP

7. The following success message will be displayed after mandate collection from second holder.



FedNet Online Registration

FedNet Online Registration

Mandate has been submitted successfully to complete FedNet registration for your account

Registration Mandate Collection Complete the registration

Enter your registered Mobile Number (with Country Code):*

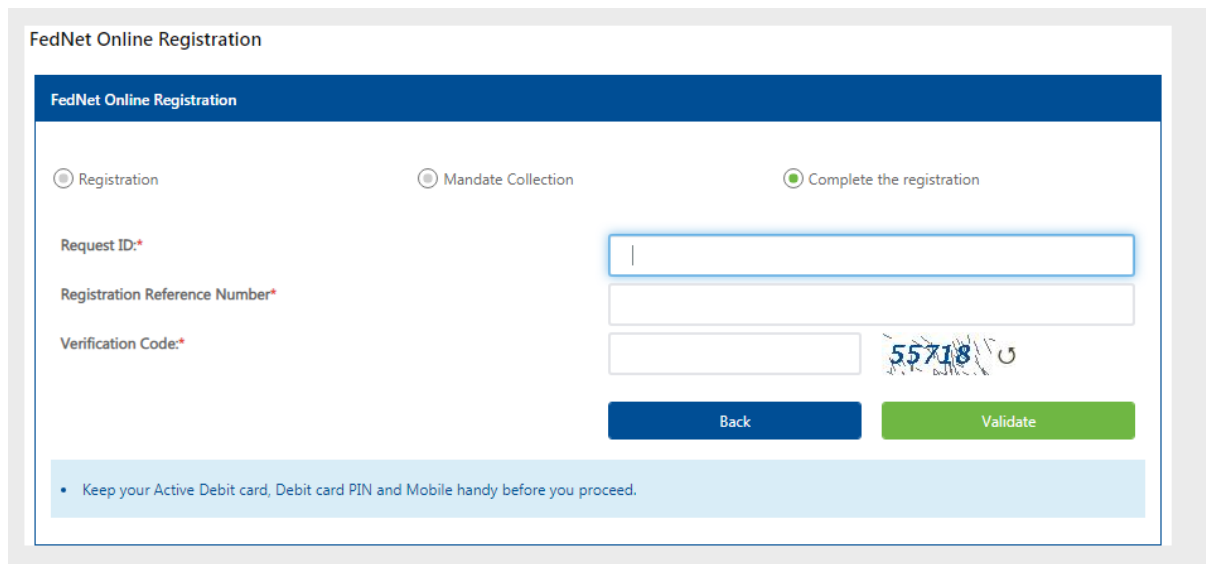
Verification Code:*

61499

Back Validate

• Keep your Active Debit card, Debit card PIN and Mobile handy before you proceed.

8. The first holder has to click on “Complete the registration” tab, enter the request ID, registration reference number sent to first holder’s mobile number and the verification code displayed on the screen.



FedNet Online Registration

FedNet Online Registration

Registration Mandate Collection Complete the registration

Request ID:*

Registration Reference Number*

Verification Code:*

55718

Back Validate

• Keep your Active Debit card, Debit card PIN and Mobile handy before you proceed.

9. An OTP would be sent to first holder's mobile number. Enter this OTP and click on 'Validate OTP'.

OTP Validation

One Time Password (OTP) is sent to your mobile number that is registered in your account.

Enter OTP :*

Validate OTP Resend OTP

10. Customer can enter the user ID of their choice and set the password for Fednet login.

User ID Preference

Enter a User ID of your choice :*

Check Availability Back

- User ID can be Alpha numeric
- The User ID should contain a minimum of 4 characters and a maximum of 30 characters
- If the User ID is already taken, please try a different User ID
- Remember this User ID for logging into FedNet hereafter

11. Enter the login password and re-type the same. Then click 'Submit.' You have now created a User ID and Password and are registered for FedNet.

User ID Preference

Password Policy Guidelines

Please keep these in mind while changing your password

- The password cannot consist of all the characters are as in your Username. For e.g. If your Username is "Bob", then your password cannot be "Bobby".
- Only letters and digits are not allowed. Atleast one of these should be a special character. Usually, the character you get when you type in while keeping the "SHIFT" button pressed along with a number. For e.g. "# (SHIFT 3)".
- Spaces are not allowed in the password.
- The Password should contain a minimum of 8 characters and a maximum of 16 characters
- Your new password cannot be the same as any of your previous 3 password(s).
- The Password should contain atleast 4 distinct characters.

User ID : testsingle1

Enter Login Password :*

Retype The Password :*

Submit Back